Rf to Baseband Connections

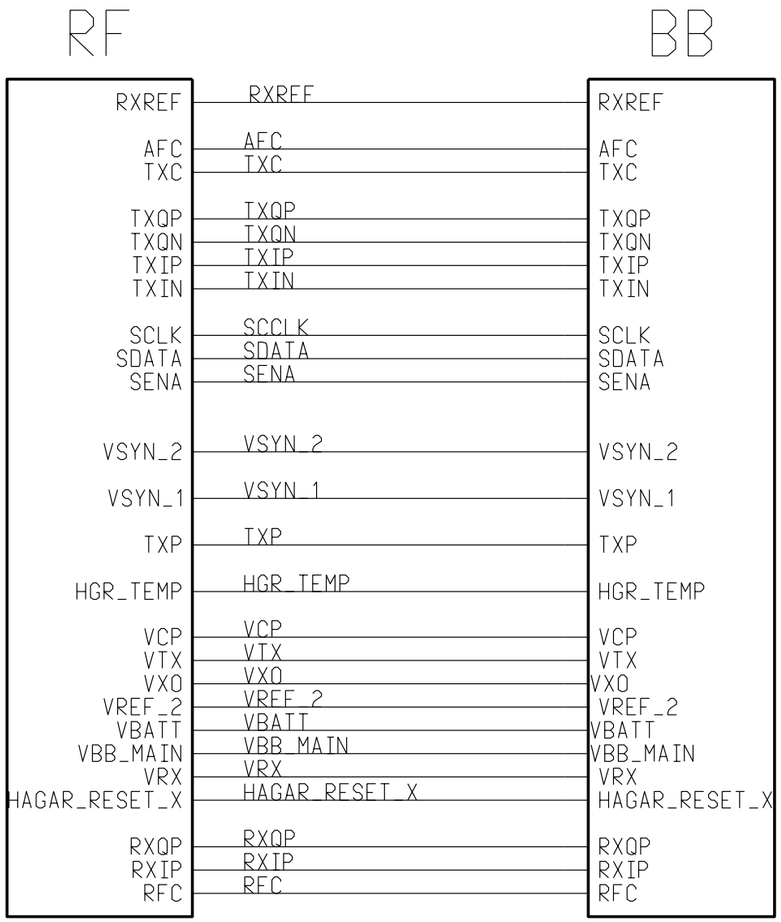

©Nokia Mobile Phones

Baseband Block Diagram

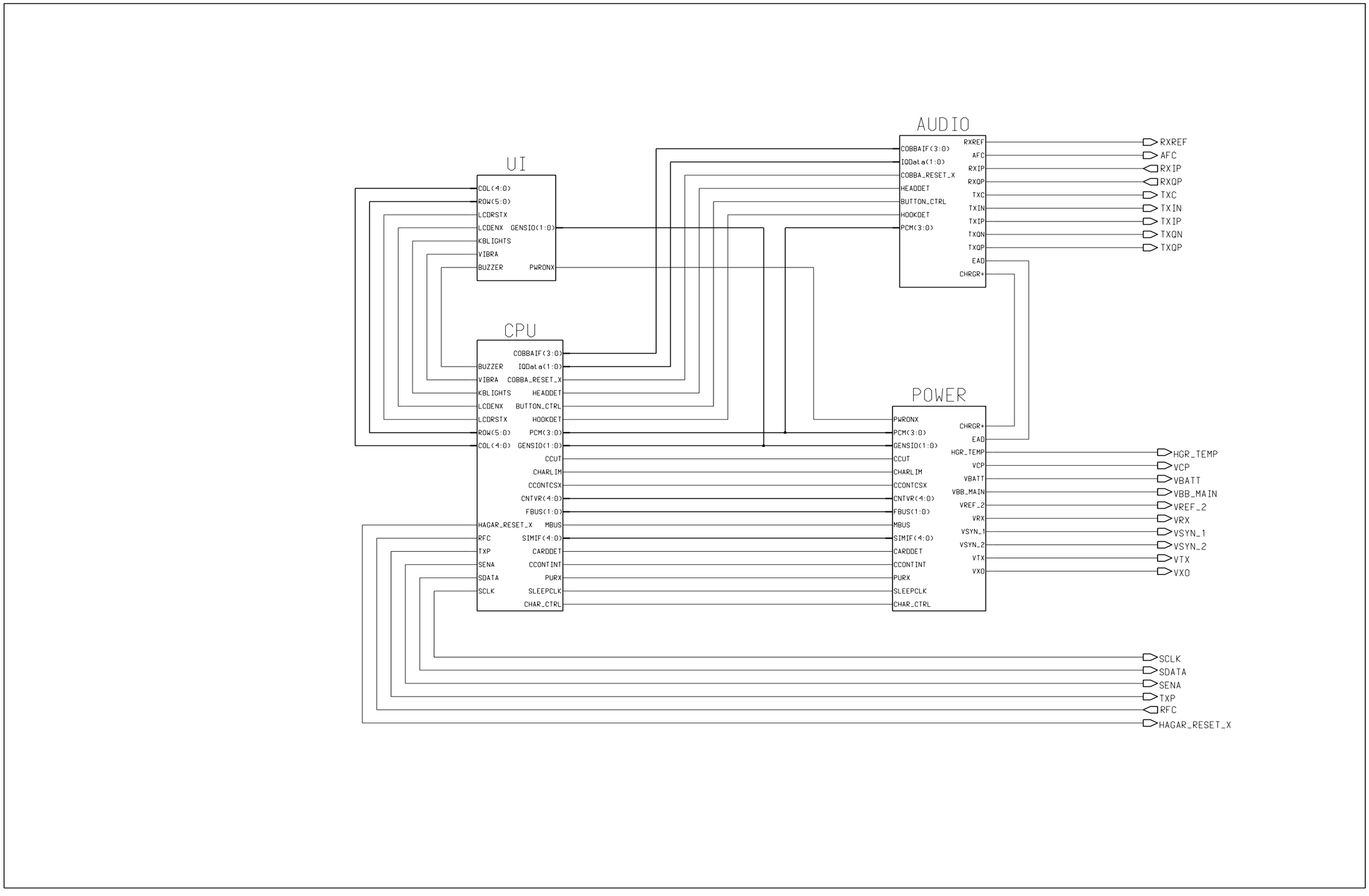

Audio RFI

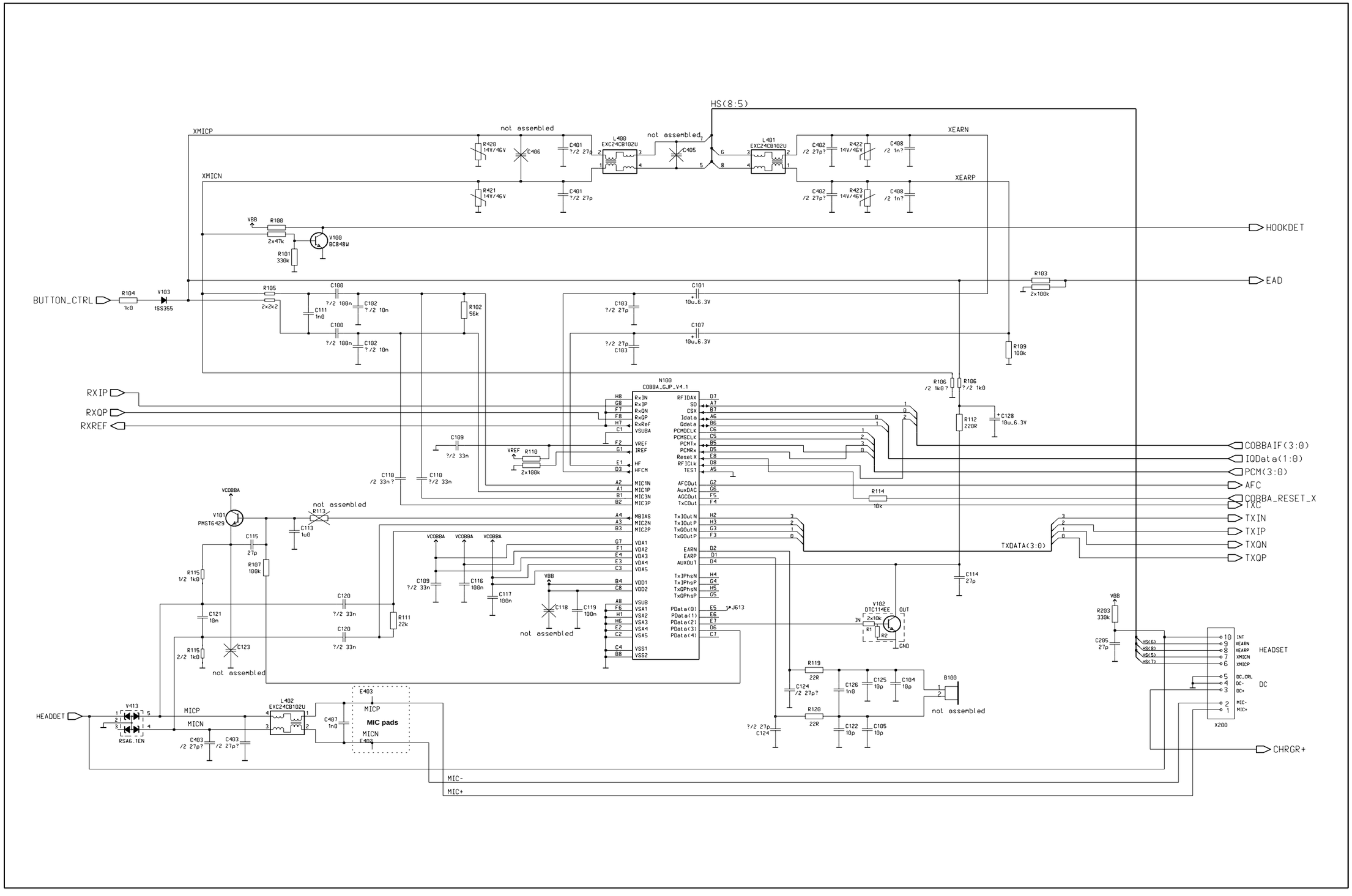
HS(8:5)
XMICP
XMICN
XEARN
XEARP
not assembled
not assembled
R420 14V/46V
C406
C401 ?/2 27p
L400 EXC24CB102U
C405
L401 EXC24CB102U
C402 /2 27p?
R422 14V/46V
C408 /2 1n?
R421 14V/46V
C423 ?/2 27p
C402 /2 27p?
R423 14V/46V
C408 /2 1n?
VBB
R100 2x47k
V100 BC848W
R101 330k
HOOKDET
EAD
BUTTON_CTRL
R104 1k0
V103 1SS355
R105 2x2k2
C100 ?/2 100n
C102 ?/2 10n
C111 1n0
R102 56k
C103 ?/2 27p
C101 10u_6.3V
C107 10u_6.3V
R103 2x100k
R109 100k
R106 /2 1k0?
R106 ?/2 1k0
RXIP
RXQP
RXREF
N100
COBBA_GJP_V4.1
C109 ?/2 33n
VREF
R110 2x100k
C110 /2 33n?
C110 ?/2 33n
R112 220R
C128 10u_6.3V
COBBAIF(3:0)
IQData(1:0)
PCM(3:0)
AFC
COBBA_RESET_X
TXC
TXIN
TXIP
TXQN
TXQP
R114 10k
TXDATA(3:0)
C114 27p
VCOBBA
V101 PMST6429
not assembled
R113
C113 1u0
C115 27p
R107 100k
R115 1/2 1k0
C121 10n
C120 ?/2 33n
R111 22k
C123
not assembled
R115 2/2 1k0
C109 ?/2 33n
C116 100n
C117 100n
C118
not assembled
C119 100n
V102 DTC114EE
2x10k
R1
R2
GND
R203 330k
C205 27p
HEADSET
X200
DC
R119 22R
C124 /2 27p?
C126 1n0
C125 10p
C104 10p
B100
not assembled
R120 22R
?/2 27p C124
C122 10p
C105 10p
HEADDET
V413 RSAG.1EN
MICP
MICN
L402 EXC24CB102U
C403 /2 27p?
C403 /2 27p?
C407 1n0
E403
MIC pads
CHRGR+
MIC-
MIC+
PlotDate: Aug 14 07:46:24

CPU

PA vendor detection			
PA vendor	Part. no.	R312 (PA_vendor2)	R311 (PA_vendor1)
RFMD		X	--
Philips	435X194	--	X
Hitachi	435F015	--	--

X: Mounted
--: NOT mounted

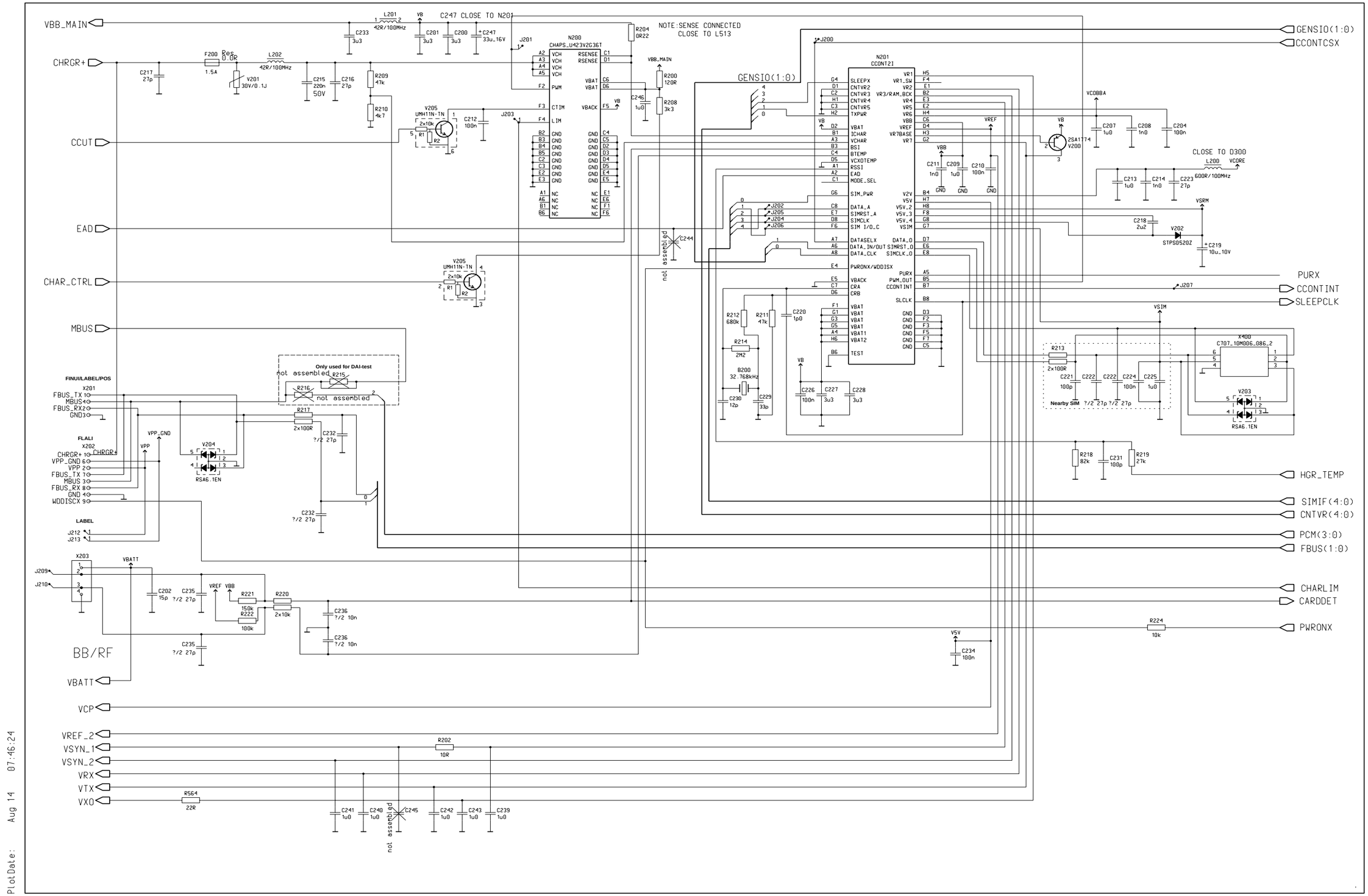
VBB_MAIN
CHRGR+
CCUT
EAD
CHAR_CTRL
MBUS
FINUI/LABEL/POS
FLALI
LABEL
BB/RF
VBATT
VCP
VREF_2
VSYN_1
VSYN_2
VRX
VTX
VXO
GENSIO(1:0)
CCONTCSX
PURX
CCONTINT
SLEEPCLK
HGR_TEMP
SIMIF(4:0)
CNTVR(4:0)
PCM(3:0)
FBUS(1:0)
CHARLIM
CARDDET
PWRONX
C247 CLOSE TO N201
NOTE:SENSE CONNECTED CLOSE TO L513
CLOSE TO D300
Only used for DAI-test
not assembled
N200 CHAPS_U423V2G36T
N201 CCONT2I
PlotDate: Aug 14 07:46:24

RF Block

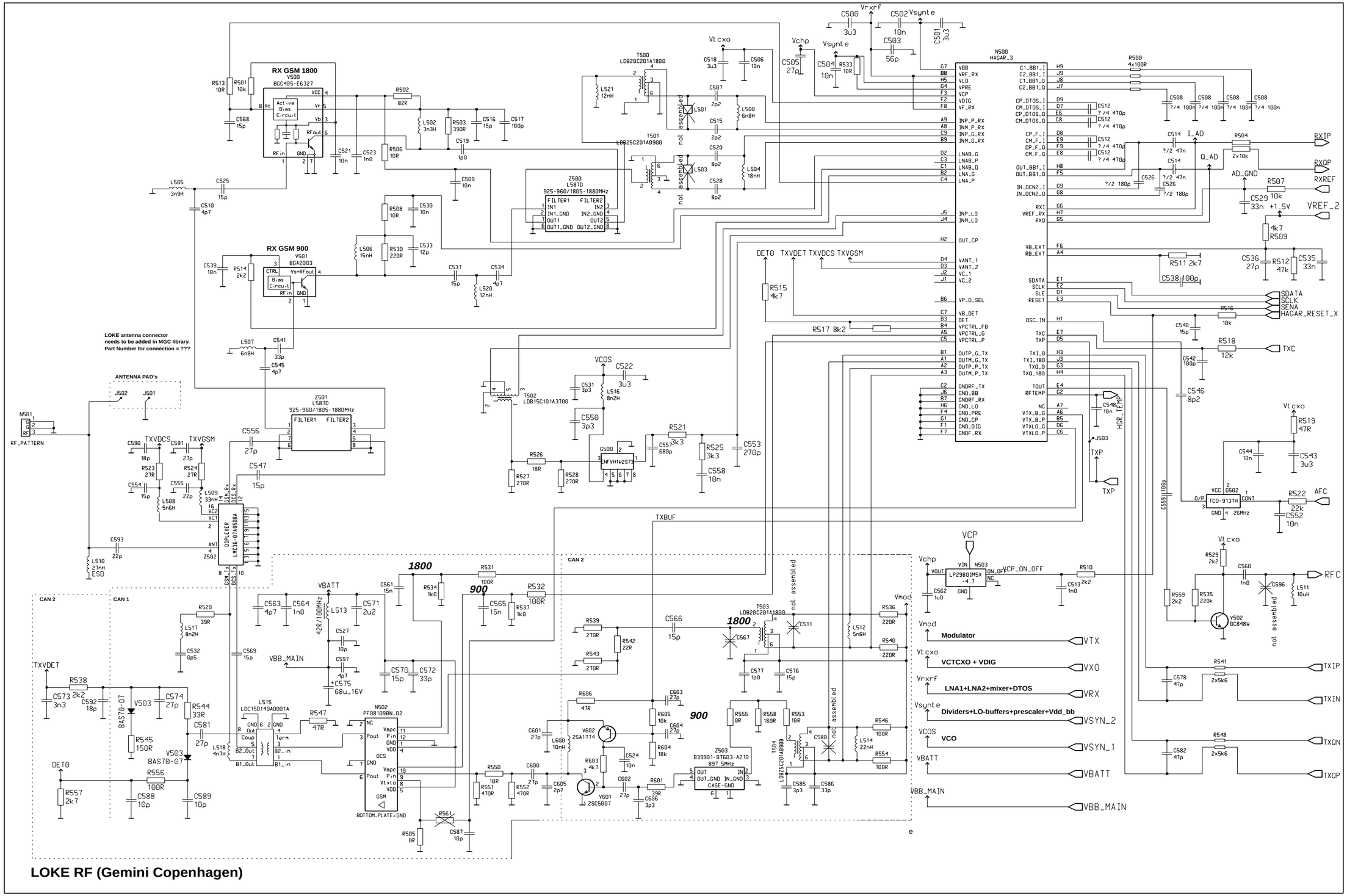
RX GSM 1800
V500 BGC405-E6327
RX GSM 900
V501 BGA2003
Z500 L587D 925-960/1805-1880MHz
Z501 L587D 925-960/1805-1880MHz
T500 LDB20C201A1800
T501 LDB25C201A0900
T502 LDB15C101A3700
T503 LDB20C201A1800
N500 HAGAR_3
N501 RF_PATTERN
N502 PF08109BN_02
Z502 DUPLEXER LMC36_07A0950BA
L515 LDC15D140A0001A
Z503 B39901-B7603-A210 897.5MHz
LOKE antenna connector needs to be added in MGC library. Part Number for connection = ???
ANTENNA PAD's
1800
900
not assembled
CAN 1
CAN 2
Modulator
VCTCXO + VDIG
LNA1+LNA2+mixer+DTOS
Dividers+LO-buffers+prescaler+Vdd_bb
VCO
LOKE RF (Gemini Copenhagen)

User Interface

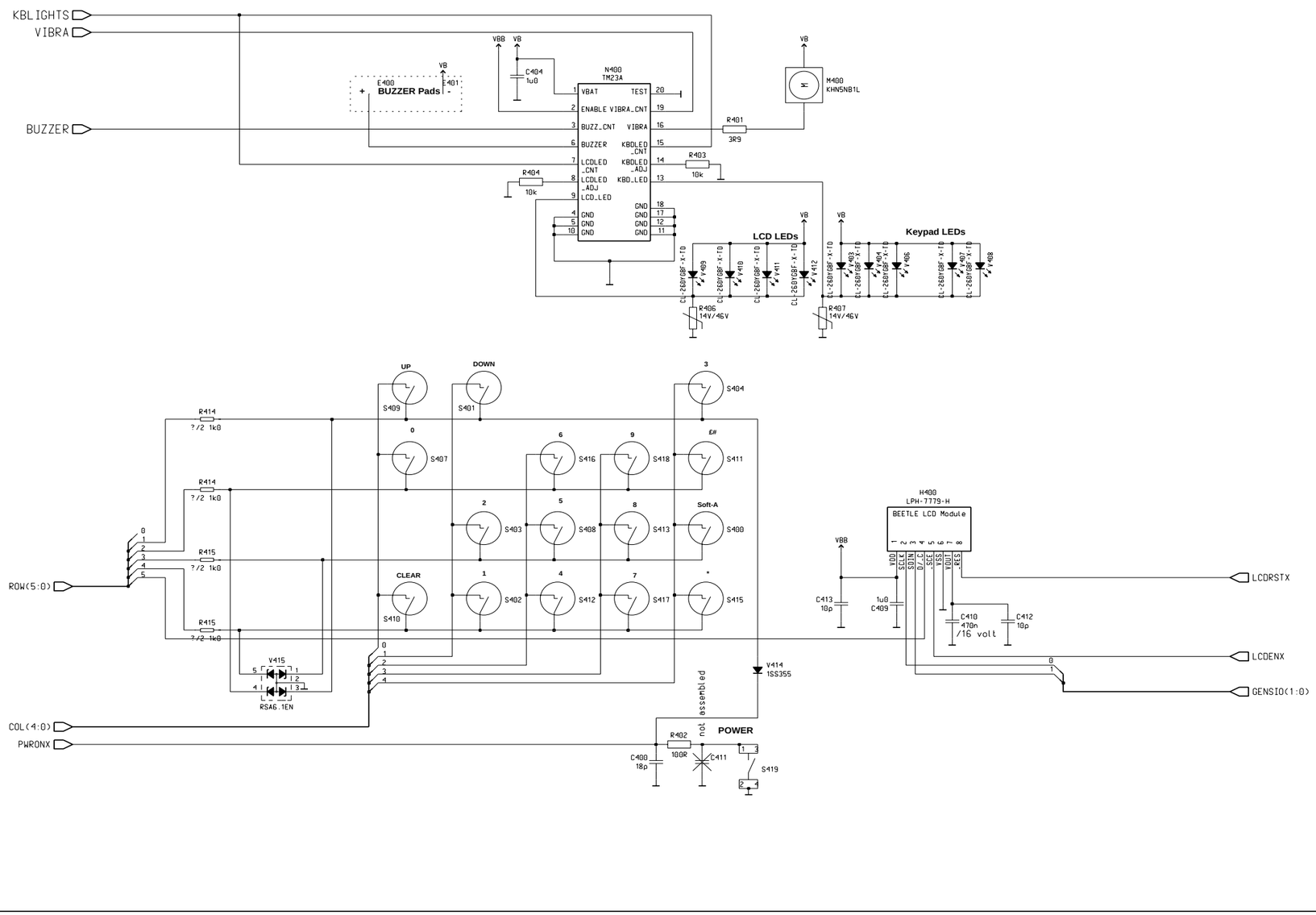

PlotDate: Aug 14 07:46:24
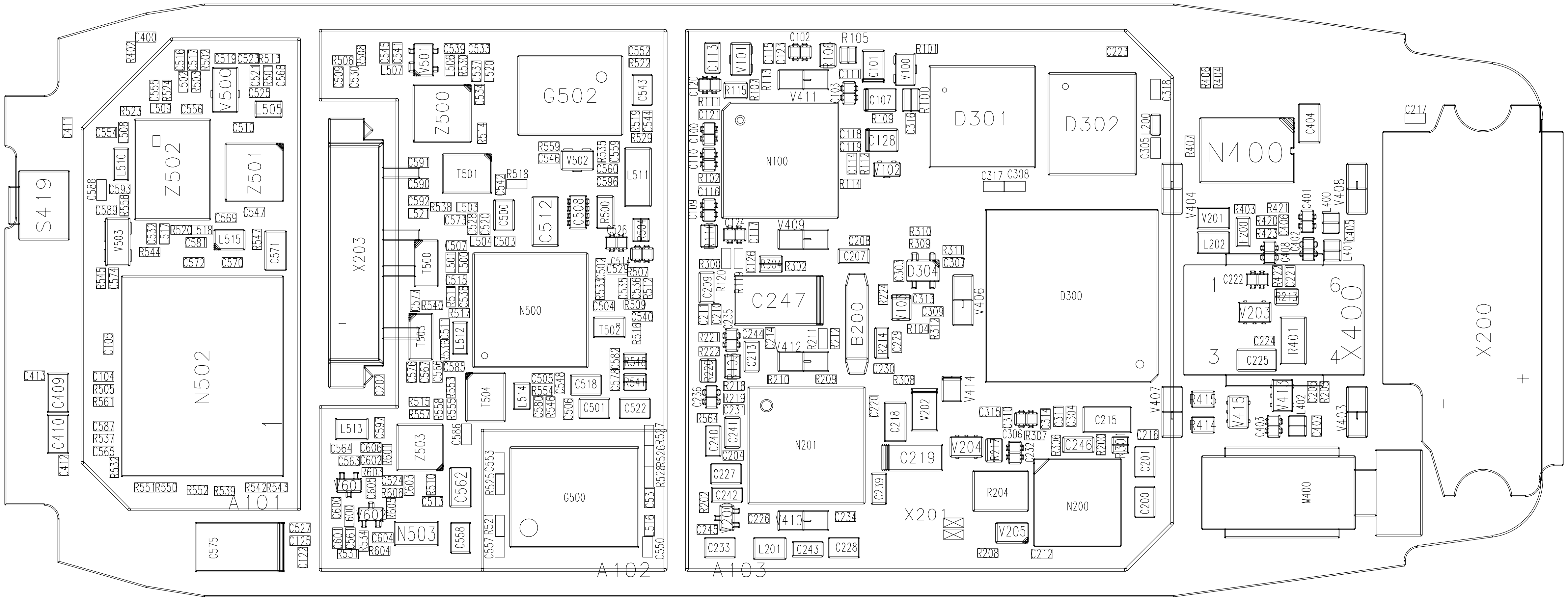
Component Layout